


Assembly Instructions

Phoebe Series



Lifely*

Product Code

PHB-OTM

Dimensions (W x H x D)

57cmX48cmX44cm

Important

Please read through instruction carefully before assembly and keep for future reference.

For our full catalogue of assembly instructions, visit: lifely.com.au/assembly.

Important Tips and Maintenance




1.
Keep children and animals away from working area as smaller parts may cause choking if swallowed.



2.
Never place liquids or anything damp upon furniture as it will mark. Ensure a coaster or running is beneath.



3.
Never use ammonia based cleaning products as it will damage the finish.




4.
To avoid fading, keep furniture out of direct sunlight.



5.
Use a soft or damp cloth (dry cloth) when wiping or cleaning surfaces.



6.
Two person are required.



7.
Lay a soft matt down to protect the furniture piece before and during assembly.

So your relationship is strong. But is it flat-pack furniture strong? Unless you're an aerospace engineer, assembling furniture can be slightly stressful. We recommend meditating quietly, pouring yourself a herbal tea (or slightly less herbal wine) and tackling things one step at a time. If you feel a passive aggressive remark coming on, try a compliment instead. E.g. "You're so good looking."

This 1-step assembly should take around 10 minutes with an Allen key – or 8 minutes with an electric drill.

Godspeed.

Designed for everyday

Component Hardware

Please check you have all the fittings
part or tools are listed in below.

No. A
Quantity: 16 Pcs

Screw
M8x30mm



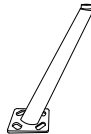
No. B
Quantity: 1 Pc

Allen Key



No. C
Quantity: 4Pcs

Legs
20cm



No. D
Quantity: 16 Pcs

Washer
Ø18mm

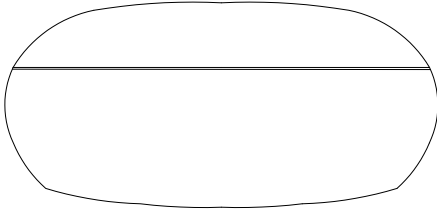


Component & Part List

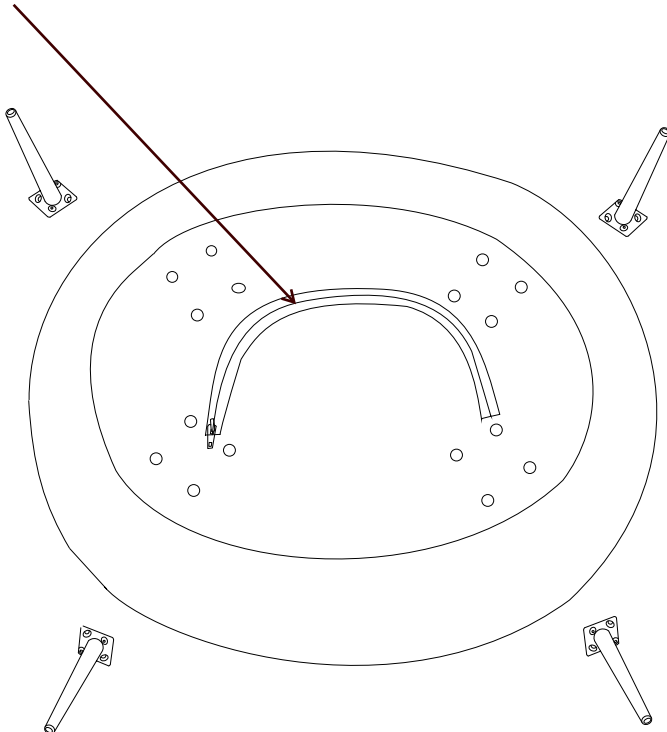
Please check you have all the parts
are listed below.

1. Ottoman body x1
2. Leg packagex1
3. Hardware packagex1

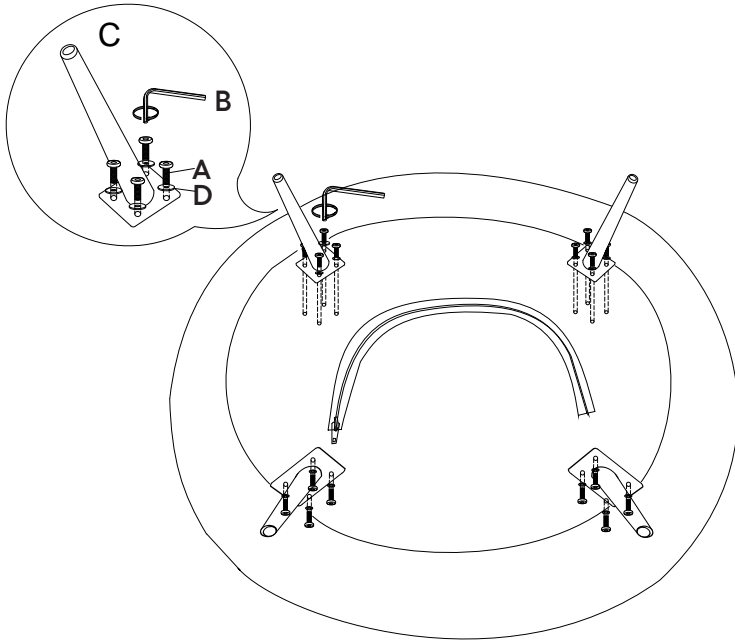
1



Unzip the bottom fabric and take out the part 2&3



STEP 1



No. A
Quantity: 16 Pcs

Screw
M8x30mm



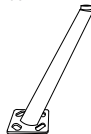
No. B
Quantity: 1 Pc

Allen Key



No. C
Quantity: 4 Pcs


legs
20cm



No. D
Quantity: 16 Pcs

Washer
Ø18mm





Great job. You're done!

Don't forget to share how it looks in
your space and tag us on Instagram.
[@lifelyhome#homewithlifely!](#)