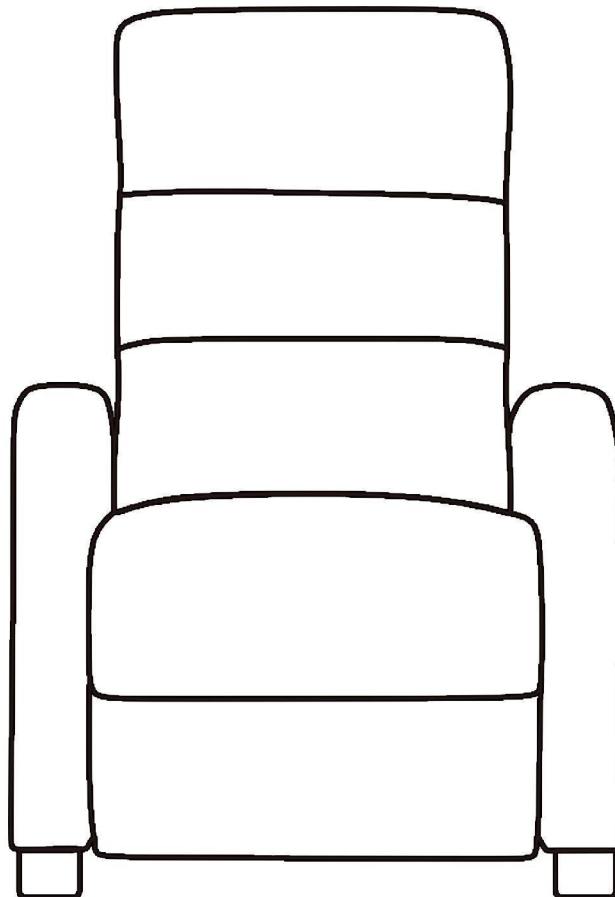


# Assembly Instructions

## First Class Series



# Lifely\*

### Product Code

FC-RCL102BL First Class Brown Leather Recliner Chair  
FC-RCL102BL First Class Grey Fabric Recliner Chair

### Dimensions(W x D x H)

670 x 930 x 990mm

---

### Important


Please read through instruction carefully  
Before assembly and keep for future reference.

For our full catalogue of assembly instructions,  
Visit: [lifely.com.au/assembly](http://lifely.com.au/assembly).

# Important Tips and Maintenance



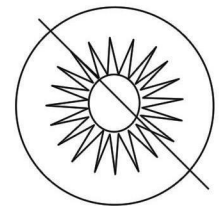
1. Keep children and animals away from working area as smaller parts may cause choking if swallowed.



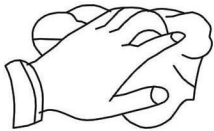
2. Never place liquids or anything damp upon furniture as it will mark. Ensure a coaster or running is beneath.




3. Never use ammonia based cleaning products as it will damage the finish.



4. To avoid fading, keep furniture out of direct sunlight.



5. Use a soft or damp cloth (dry cloth) when wiping or cleaning surfaces.



6. Two person are required.



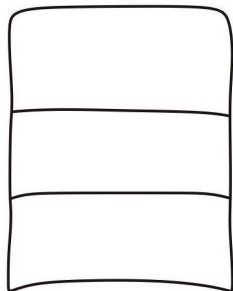
7. Lay a soft matt down to protect the furniture piece before and during assembly.

## Component Hardware

Please check you have all the fittings  
part or tools are listed in below.

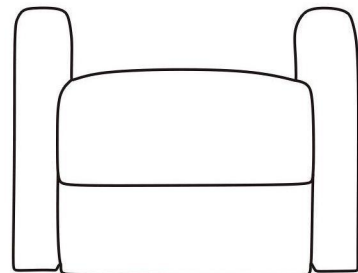
No. A

Quantity:1Pc  
Backrest



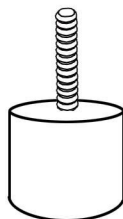
No. B

Quantity:1Pc  
Seat



No. C

Quantity:4Pcs  
Foot

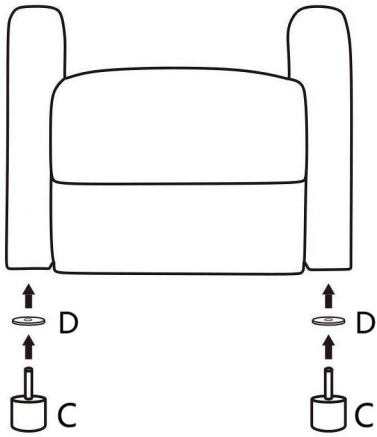


No. D

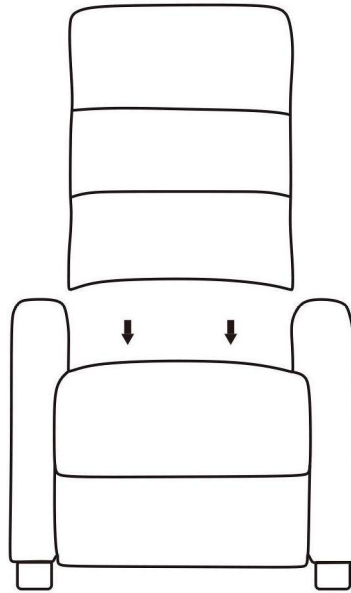
Quantity:4Pcs  
Foot Pad



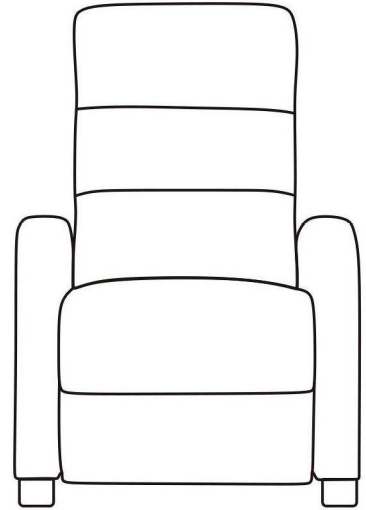
# STEP 1



# STEP 2



# STEP 3



lifely.com.au

**Great job. You're done!**

Don't forget to share how it looks in  
your space and tag us on Instagram.  
[@lifelyhome#homewithlifely!](#)