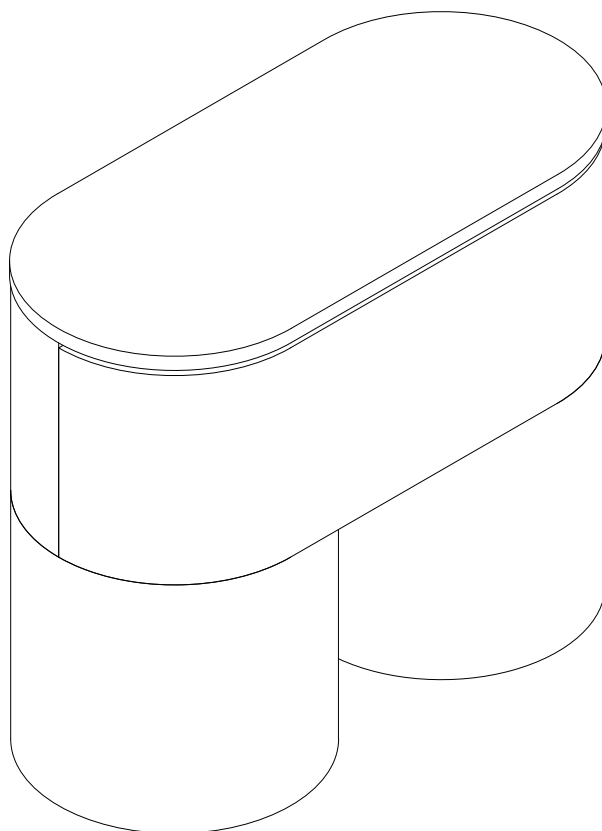


# Assembly Instructions

## Ilia Series



# Lifely\*

### Product Code

ILIA-BT-WHT Ilia Bedside table

### Dimensions(W x D x H)

602x282x500mm


---

### Important

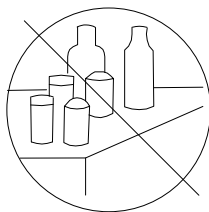
Please read through instruction carefully  
Before assembly and keep for future reference.

For our full catalogue of assembly instructions,  
Visit: [lifely.com.au/assembly](https://lifely.com.au/assembly).

## Important Tips and Maintenance



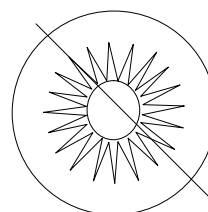
1.  
Keep children and animals away from working area as smaller parts may cause choking if swallowed.



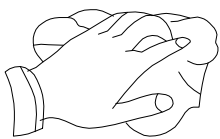
2.  
Never place liquids or anything damp upon furniture as it will mark. Ensure a coaster or running is beneath.




3.  
Never use ammonia based cleaning products as it will damage the finish.




4.  
To avoid fading, keep furniture out of direct sunlight.



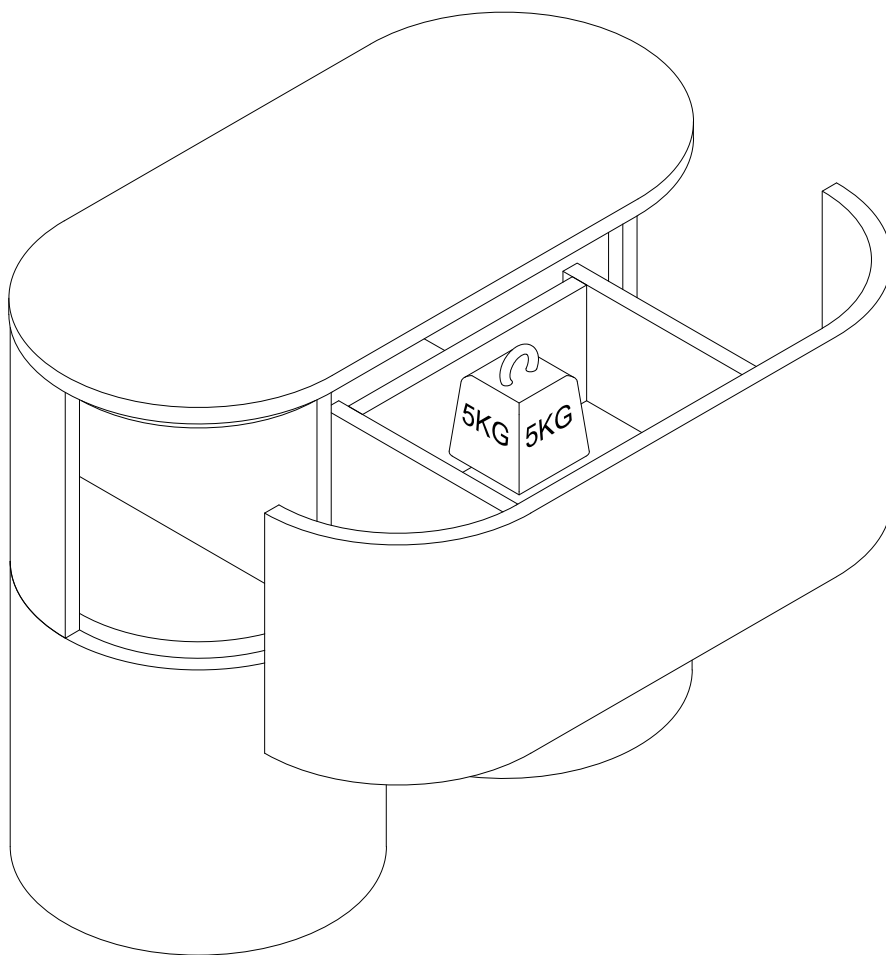
5.  
Use a soft cloth(dry cloth)when wiping or cleaning surfaces.



6.  
Two person are required.



7.  
Lay a soft matt down to protect the furniture piece before and during assembly.



**Note: Drawer maximum load 5KGS**

lifely.com.au

Great job. You're done!

Don't forget to share how it looks in  
your space and tag us on Instagram.  
@lifelyhome#homewithlifely!