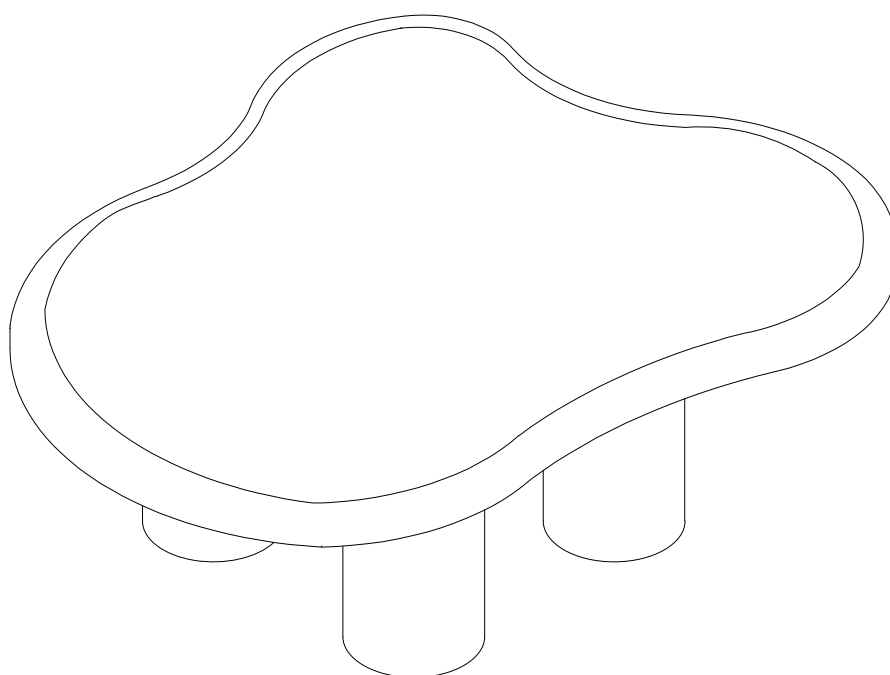


Assembly Instructions

Cloud Series



Lifely*

Product Code

CLUD-CT-WHT Cloud Coffee Table

Dimensions(W x D x H)

1000x800x360mm

Important

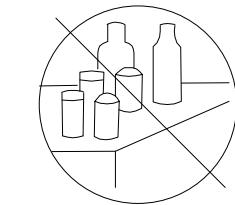
Please read through instruction carefully
Before assembly and keep for future reference.

For our full catalogue of assembly instructions,
Visit: lifely.com.au/assembly.

Important Tips and Maintenance



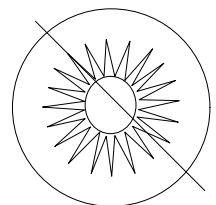
1. Keep children and animals away from working area as smaller parts may cause choking if swallowed.



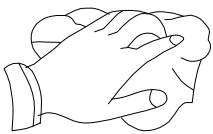
2. Never place liquids or anything damp upon furniture as it will mark. Ensure a coaster or running is beneath.




3. Never use ammonia based cleaning products as it will damage the finish.




4. To avoid fading, keep furniture out of direct sunlight.



5. Use a soft or damp cloth (dry cloth) when wiping or cleaning surfaces.



6. Two person are required.



7. Lay a soft mat down to protect the furniture piece before and during assembly.

So your relationship is strong. But is it flat-pack furniture strong? Unless you're an aerospace engineer, assembling furniture can be slightly stressful. We recommend meditating quietly, pouring yourself a herbal tea(or slightly less herbal wine) and tackling things one step at a time.If you feel a passive aggressive remark coming on, try a compliment instead.E.g. "You're so good looking"

This 4-step assembly should take around 15 minutes with an Allen Key - or 8 minutes with an electric drill. Godspeed.

Designed for everyday

Component Hardware

Please check you have all the fittings
part or tools are listed in below.

No. A
Quantity:8Pcs
Dowel
10*40mm



No. B
Quantity:4Pcs
Full Thread Screw
M8*316mm



No. C
Quantity:4Pcs
Screw Nut



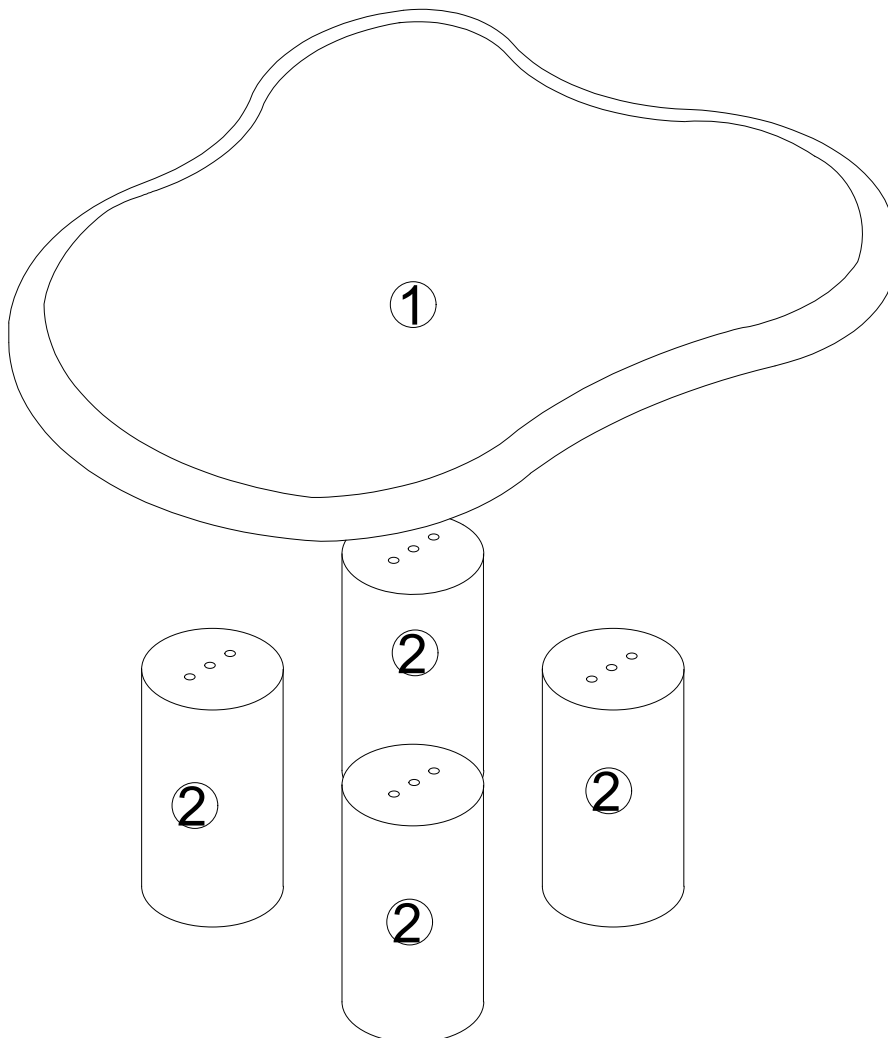
No. D
Quantity:1Pc
Allen Key
5#



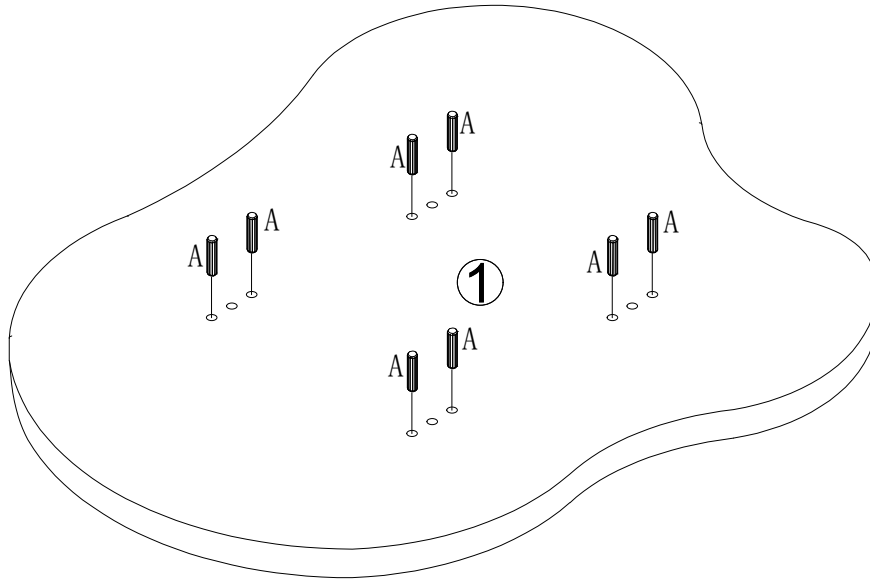
Component Panels & part List

Please check you have all the panels are listed below.

1. Table Top _____ x1 CTN 2/2
2. Round Legs _____ x4 CTN 1/2



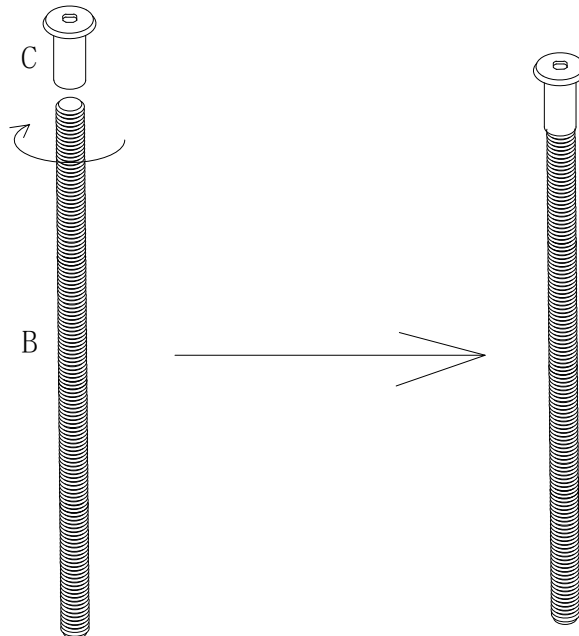
STEP 1



No. A
Quantity: 8 Pcs
Dowel
10*40mm



STEP 2



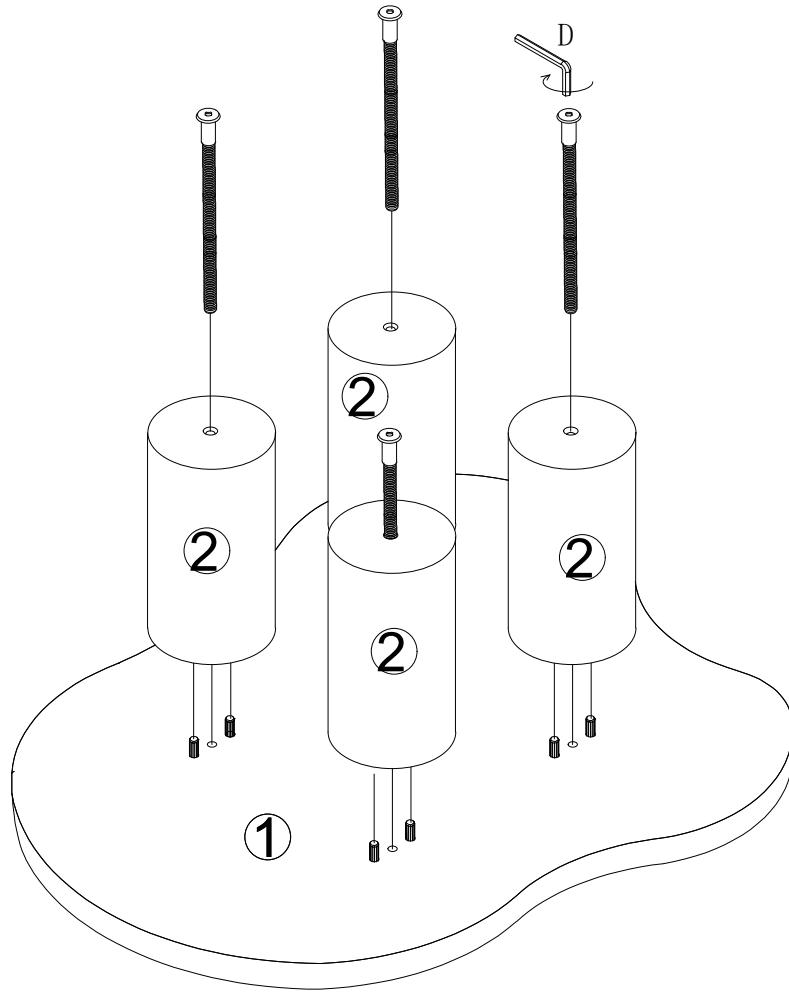
No. B
Quantity: 4 Pcs
Full Thread Screw
8*316mm



No. C
Quantity: 4 Pcs
Screw Nut



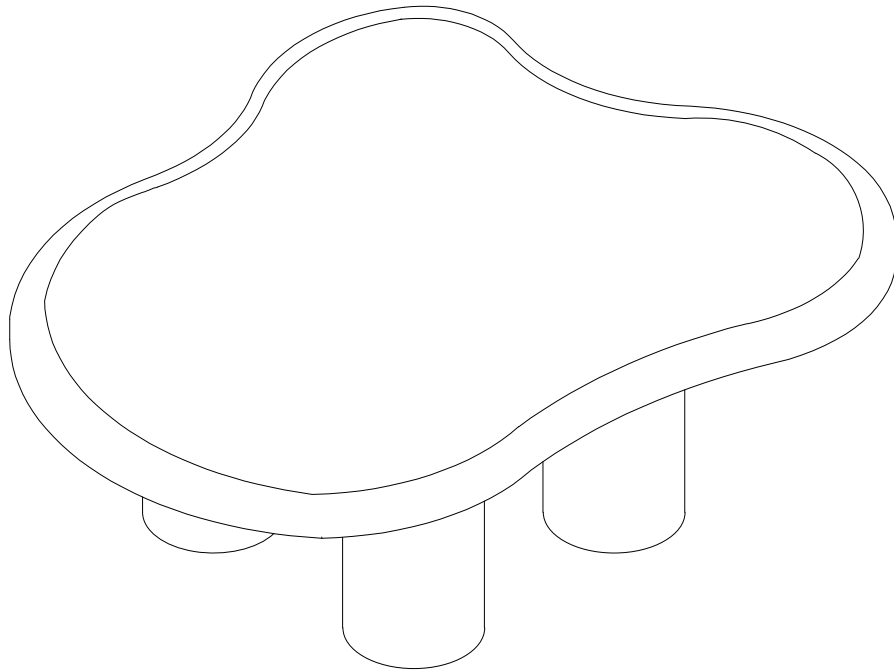
STEP 3



No. D
Quantity: 1Pc
Allen Key
5#



STEP 4



lifely.com.au

Great job. You're done!

Don't forget to share how it looks in
your space and tag us on Instagram.
@lifelyhome#homewithlifely!